

# FileMaker 12

## Specific Features



## **FileMaker Pro and FileMaker Pro Advanced Specific Features for Central Europe**

FileMaker Pro 12 and FileMaker Pro 12 Advanced is an enhanced version of the #1-selling easy-to-use database software, adapted for Central Europe.

Use this guide to explore and understand the specific features of FileMaker for Central Europe :

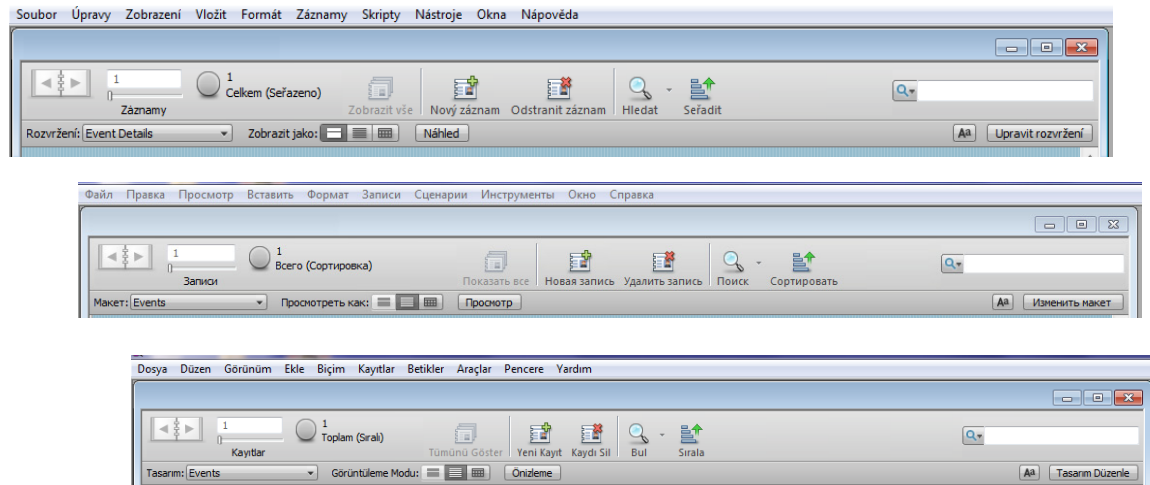
### **Contents**

2	Localised User Interface
3	Spelling Option
4	Localised Templates
5	Sorting - Search/Find
7	Instant Web Publishing
9	Localised User's guide

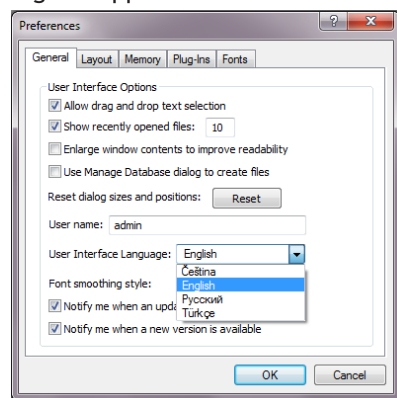
## FileMaker 12 specific features

### Localised User Interface

FileMaker Pro and FileMaker Pro Advanced are available in English or in French but is also fully localized in Czech, Russian and Turkish.



It is possible to switch language interface by using the menu Edit>Preferences (Windows) and relaunching the application.

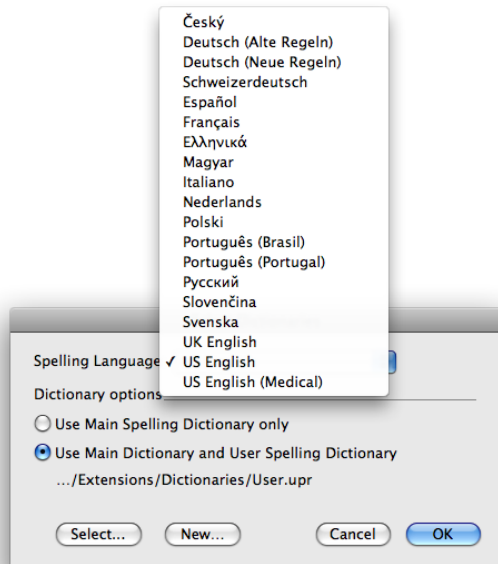


On Macintosh, this feature does not exist. The interface will depend of the language primary setting defined in System preferences>Language & Text (International in old systems).

FileMaker user interface will depend of the language set at the top of the languages list.

## Spelling Option

Four CE languages: Czech, Slovak, Hungarian and Polish, as well as the Unicode support of the User dictionary, are included in the spelling option in Windows and Macintosh.



FileMaker Pro and FileMaker Pro Advanced also include the support of the “cocoAspell” tool (Mac OS X interface for Aspell) from Mac OS 10.4 for Arabic, Hebrew, Thai, Farsi, Vietnamese, Czech, Slovak, Hungarian, Polish, Romanian, Slovenian, Croatian, Turkish, Estonian, Lithuanian, Latvian, Serbian, Bulgarian, Ukrainian, Greek, Russian.

To use cocoAspell:

- Install cocoAspell using its installer
- Download the language pack (<ftp://ftp.gnu.org/gnu/aspell/dict>) from the FTP site.
- Once the archive is decompressed, copy the files into /Library/Application Support/CocoaSpell.
- The last step is to launch the preference panel (using System Preferences) and in preference “Spelling” you choose which language you want to activate and which to deactivate.
- Restart FileMaker to see the activated languages.

## Localised Templates

FileMaker Pro and FileMaker Pro Advanced come with extra sets of templates localized in Czech, Turkish, and Russian.

In addition to the English or French templates, some templates are available in Czech, Russian and Turkish.

Here after a table showing localized FM12 templates per language

FileName	CZ	TR	RU
Asset			X
Contact	X	X	X
Content Management	X	X	X
Estimates			X
Event Management	X	X	X
Expense Report			X
Inventory	X	X	X
Invoices	X	X	X
Meetings			X
Personnel Records			X
Product Catalog	X	X	X
Projects	X	X	X
Research Notes			X
Resources Scheduling	X	X	X
Tasks	X	X	X
Time Billing			X

### Installation

There are 2 ways to install the localized templates: an automatic installation or a customized one.

#### Easy install (Mac) / Complete install (Win)

Templates are installed according to the language of the installer and the settings of the OS.

Localized templates are installed if the settings of the OS are in Czech, Russian, Turkish.

#### Custom install

During the installation, a window will offer you the choice of adding localized templates in addition to the linguistic language packs.

After the installation, you may access the localized templates by opening the New From Starter Solution dialog box.

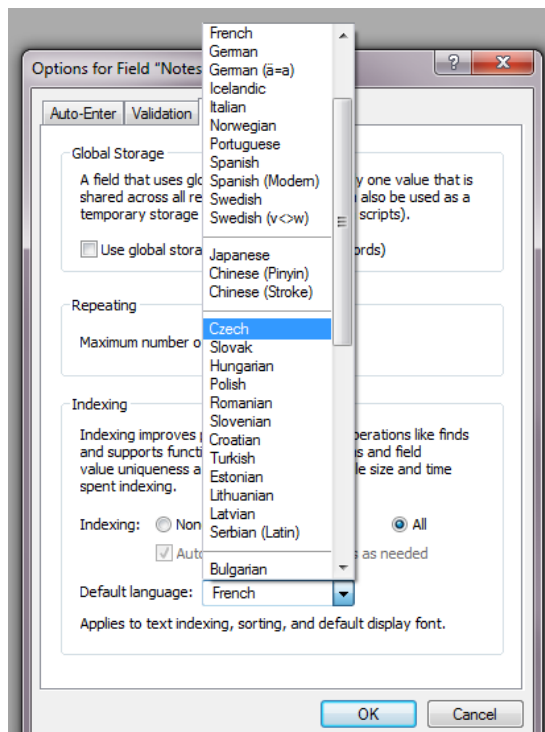
To find more information about a template, click on “Template Info”.

## Sorting - Search/Find

When creating fields, you can define the language to allow you to sort, search and find Central European text.

Find the list of available languages in FileMaker Pro and FileMaker Pro Advanced below:  
Bulgarian, Czech, Croatian, Estonian, Greek, Greek Mix, Hungarian, Latvian, Lithuanian, Polish, Romanian, Russian, Serbian, Slovak, Slovenian, Turkish and Ukrainian  
Greek users can choose either “Greek” or “Greek Mix” language sort option. The Greek Mix option recognizes the Latin alphabet and sorts it inside the Greek text. Thus the letter “a” will be sorted right after “α”, “b” right after “β”, etc.

To define the default sort language for indexing and sorting text, you simply open the “Options for Field” (in File>Manage database>Fields) box and click the appropriate options:

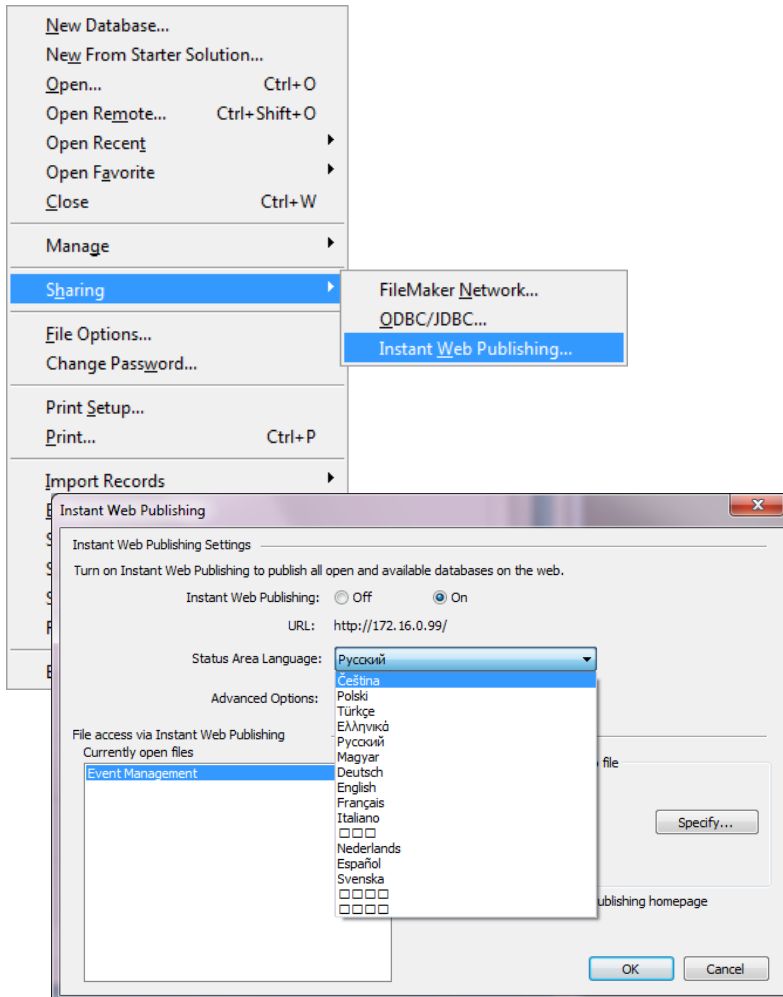




## Instant Web Publishing

FileMaker Pro et FileMaker Pro Advanced come with special settings for publishing databases on the web.

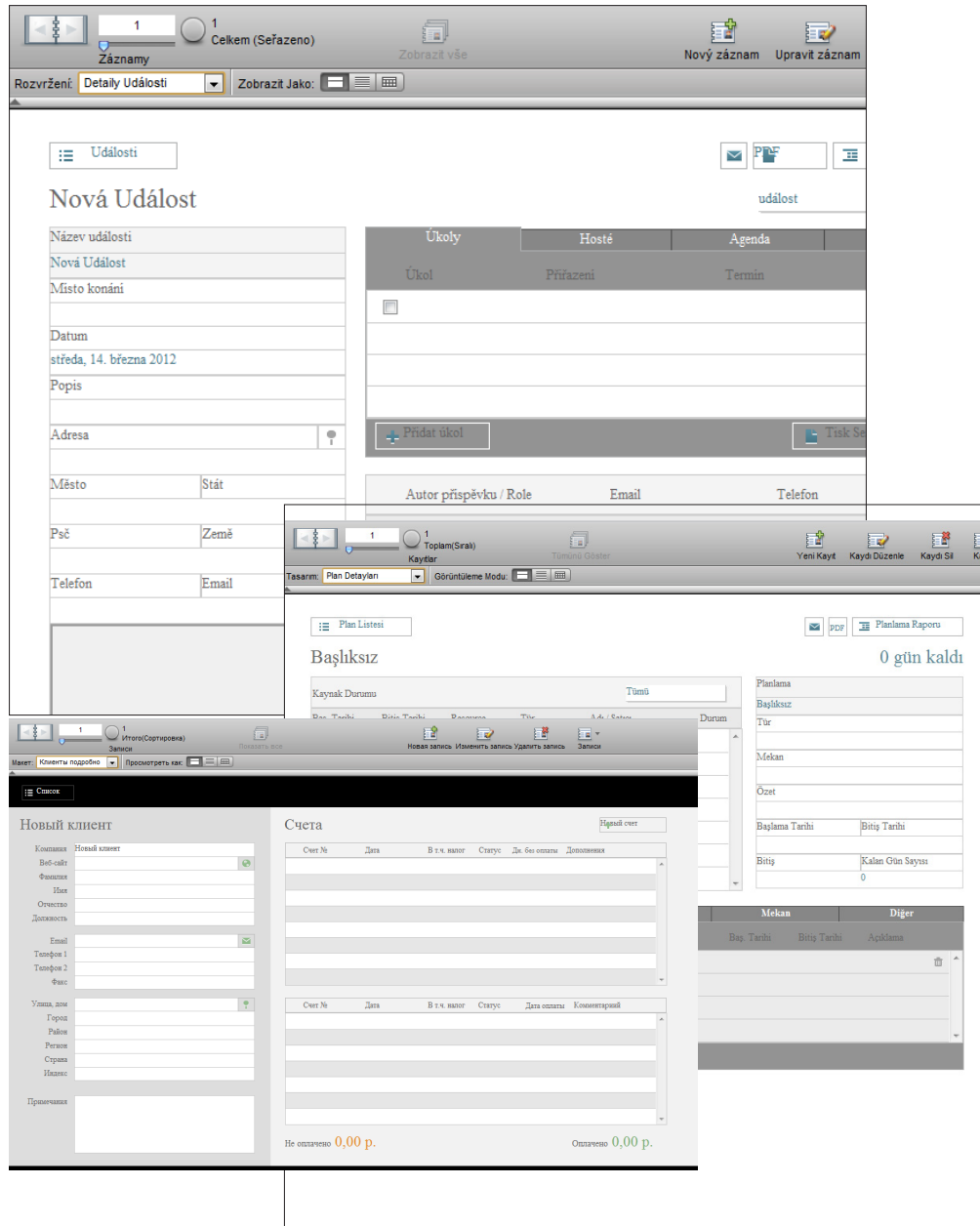
You can share your database with users in a web browser, allowing them to find, browse, and modify data with an Czech, Polish, Turkish, Russian, Greek or Hungarian interface.





## FileMaker 12 specific features

FileMaker templates seen in a web browser



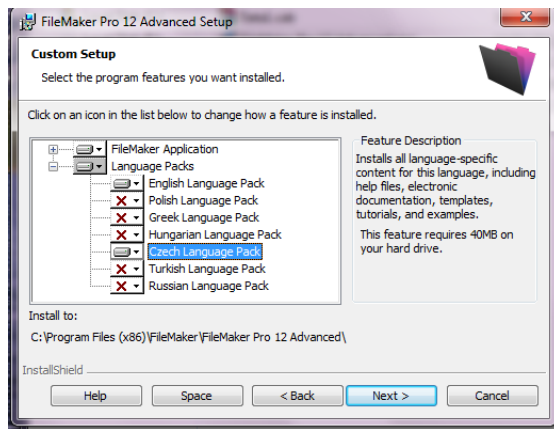
## FileMaker 12 specific features

### Localised User's guide

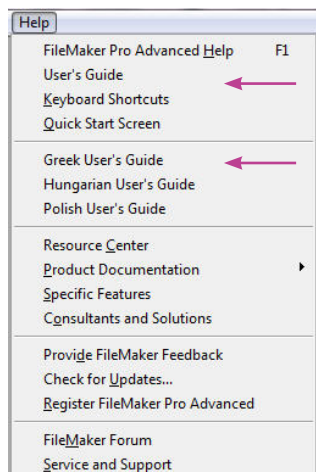
You will find full localised user guide for these languages : Czech, Greek, Hungarian, Polish, Russian, Turkish.

If you install a localised version like Czech, Russian, Turkish, corresponding user guides will be installed automatically and available in the Help menu.

For other languages, during installation, you will have to perform a custom installation to select the desired language pack.



Then, the item user guides to open the PDF of the localised help will be displayed in the Help menu.



For the localised version, these items will be located at the same place in corresponding language.